

Ratchet Wrenches

Stall Types

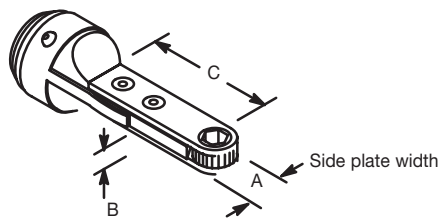
GARDNER-DENVER®

H16, H30, 41 Series

Torque Range:
up to 95Nm
up to 70 Ft. Lbs

- Stall type
- Non-Reversible

DIMENSIONS



Model Number	Free Speed	Maximum Torque		Maximum Socket Size		"A"		"B"		"C"		Weight		Length	
	RPM	Ft. Lbs.	Nm	in.	mm	in.	mm	in.	mm	in.	mm	lbs.	kg	in.	mm
H16NR25H15	375	8.7	11.8	1/2	13	15/16	23.8	9/16	14.2	3.13	79.5	3.3	1.5	11.5	291
H16NR13H15	190	11.6	15.7	1/2	13	15/16	23.8	9/16	14.2	3.13	79.5	3.6	1.6	12.7	323
H30NR20H15	300	23.0	31.2	1/2	13	15/16	23.8	9/16	14.2	3.13	79.5	3.6	1.6	13.5	343
H30NR12H15	175	25.8	34.9	1/2	13	15/16	23.8	9/16	14.2	3.13	79.5	4.0	1.8	14.4	366
H16NR25H16	350	9.8	13.3	5/8	16	1	25.4	9/16	14.2	3.13	79.5	3.3	1.5	11.5	291
H16NR13H16	175	13.7	18.6	5/8	16	1	25.4	9/16	14.2	3.13	79.5	3.6	1.6	12.7	323
H30NR20H16	275	24.8	33.6	5/8	16	1	25.4	9/16	14.2	3.13	79.5	3.6	1.6	13.5	343
H30NR12H16	160	27.1	36.8	5/8	16	1	25.4	9/16	14.2	3.13	79.5	4.0	1.8	14.4	366
H16NR13H18	160	14.2	10.3	5/8	16	1-18	28.6	9/16	14.2	3.13	79.5	3.7	1.7	12.7	323
H30NR20H18	260	24.8	33.6	5/8	16	1-1/8	28.6	9/16	14.2	3.13	79.5	3.6	1.6	13.5	343
H30NR12H18	150	30.8	41.7	5/8	16	1-1/8	28.6	9/16	14.2	3.13	79.5	4.0	1.8	14.4	366
41NCR130H18	170	52.0	70.0	5/8	16	1-1/8	28.6	9/16	14.2	3.13	79.5	5.8	2.6	18.1	460
H16NR25H20	305	11.0	14.9	3/4	19	1-1/4	31.8	9/16	14.2	3.13	79.5	3.3	1.5	11.5	291
H16NR13H20	150	14.9	20.2	3/4	19	1-1/4	31.8	9/16	14.2	3.13	79.5	3.7	1.7	12.7	323
H30NR20H20	240	28.9	39.2	3/4	19	1-1/4	31.8	9/16	14.2	3.13	79.5	3.6	1.6	13.6	344
H30NR12H20	140	34.8	47.2	3/4	19	1-1/4	31.8	9/16	14.2	3.13	79.5	4.0	1.8	14.4	366
41NCR130H20	160	56.0	76.0	3/4	19	1-1/4	31.8	9/16	14.2	3.13	79.5	5.8	2.6	18.1	460
H16NR25H25	220	14.9	20.2	15/16	24	1-9/16	39.7	9/16	14.2	3.25	82.5	3.4	1.5	11.6	294
H16NR13H25	110	22.1	29.9	15/16	24	1-9/16	39.7	9/16	14.2	3.25	82.5	3.8	1.7	12.9	326
H30NR20H25	175	32.1	43.5	15/16	24	1-9/16	39.7	9/16	14.2	3.25	82.5	3.7	1.7	13.6	346
H30NR12H25	105	38.5	52.3	15/16	24	1-9/16	39.7	9/16	14.2	3.25	82.5	4.1	1.8	14.0	370
41NCR130H25	115	70.0	95.0	15/16	24	1-9/16	39.7	9/16	14.2	3.25	82.5	5.9	2.6	18.2	463
H30NR20H29	160	33.4	45.3	1-1/8	29	1-13/16	46.0	5/8	16.0	3.50	88.9	4.0	1.8	13.9	354
H30NR12H29	95	40.9	55.4	1-1/8	29	1-13/16	46.0	5/8	16.0	3.50	88.9	4.4	2.0	14.9	377

GENERAL:
Air Inlet: 1/4" NPT (H16, H30 series),
3/8" NPT (41 series)
Tool performance rated at 90 psi (620kPa)
air pressure.

STANDARD EQUIPMENT:
H16, H30: Suspension bail, hex socket
41 Series: Hex socket

SOCKET SELECTION:
See pages 54-56

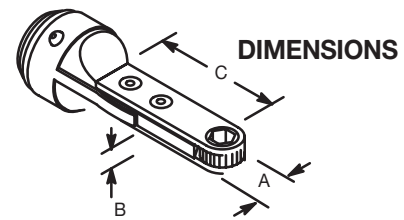


GARDNER-DENVER®

H16, H30, 41, 60 Series

Torque Range:
up to 415 Nm
up to 306 Ft. Lbs

- Clutch Actuated Air Shut-Off
(H16, H30 & 60 series)
Air Shut-Off (41 series)
- Non-Reversible



Model Number	Free Speed	Maximum Torque		Maximum Socket Size		"A"		"B"		"C"		Weight		Length	
	RPM	Ft. Lbs.	Nm	in.	mm	in.	mm	in.	mm	in.	mm	lbs.	kg	in.	mm
H16NDR09H15	130	10.0	13.5	1/2	13	15/16	23.8	9/16	14.2	3.13	79.5	4.3	2.0	18.9	480
H30NDR08H15	120	12.0	16.2	1/2	13	15/16	23.8	9/16	14.2	3.13	79.5	4.9	2.2	20.6	523
41NDR236H15	360	23.0	31.1	1/2	13	15/16	23.8	9/16	14.2	3.13	79.5	5.7	2.6	17.7	449
41NDR172H15	265	32.0	43.3	1/2	13	15/16	23.8	9/16	14.2	3.13	79.5	5.7	2.6	17.7	449
41NDR130H15	200	42.0	56.9	1/2	13	15/16	23.8	9/16	14.2	3.13	79.5	6.1	2.8	18.8	478
H30NDR08H16	110	13.0	17.6	5/8	16	1	25.4	9/16	14.2	3.13	79.5	4.9	2.2	20.6	523
41NDR236H16	335	25.0	33.8	5/8	16	1	25.4	9/16	14.2	3.13	79.5	5.7	2.6	17.7	449
41NDR172H16	245	34.0	46.0	5/8	16	1	25.4	9/16	14.2	3.13	79.5	5.7	2.6	17.7	449
41NDR130H16	185	45.0	60.9	5/8	16	1	25.4	9/16	14.2	3.13	79.5	6.1	2.8	18.8	478
H30NDR08H18	105	18.0	24.3	5/8	16	1-1/8	28.6	9/16	14.2	3.13	79.5	4.9	2.2	20.7	526
41NDR236H18	315	29.0	39.2	5/8	16	1-1/8	28.6	9/16	14.2	3.13	79.5	5.8	2.6	17.7	449
41NDR130H18	170	52.0*	70.4	5/8	16	1-1/8	28.6	9/16	14.2	3.13	79.5	6.1	2.8	18.8	478
H16NDR09H20	110	16.0	21.6	3/4	19	1-1/4	31.8	9/16	14.2	3.13	79.5	4.4	2.0	19.1	485
H30NDR08H20	100	19.0	25.7	3/4	19	1-1/4	31.8	9/16	14.2	3.13	79.5	4.9	2.2	20.8	528
41NDR172H20	215	42.0	56.9	3/4	19	1-1/4	31.8	9/16	14.2	3.13	79.5	5.8	2.6	17.7	449
41NDR130H20	160	56.0*	75.8	3/4	19	1-1/4	31.8	9/16	14.2	3.13	79.5	6.1	2.8	18.8	478
60NDR092HD24	95	122.0	165.3	3/4	19	1-1/2	38.1	7/8	22.4	6.19	157.2	16.9	7.7	27.4	697
H30NDR08H25	70	22.0	29.8	15/16	24	1-9/16	39.7	9/16	14.2	3.25	82.5	5.0	2.3	21.0	533
41NDR172H25	155	53.0*	71.8	15/16	24	1-9/16	39.7	9/16	14.2	3.25	82.5	5.8	2.6	17.8	452
41NDR130H25	115	70.0*	94.8	15/16	24	1-9/16	39.7	9/16	14.2	3.25	82.5	6.1	2.8	18.9	481
60NDR092HD40	60	212.0	287.2	1-1/2	38	2-1/2	63.5	7/8	22.4	6.69	169.9	17.2	7.8	28.4	722
60NDR092HD48	50	252.0	341.4	1-15/16	49	3	76.2	1	25.4	6.94	176.3	17.7	8.0	28.9	735
60NDR092HD56	40	306.0	415.0	2-3/8	60	3-1/2	88.9	1	25.4	7.25	184.2	18.0	8.2	29.5	749

GENERAL:
Air Inlet: 1/4" NPT (H16, H30),
3/8" NPT (41), 1/2" NPT (60)
Tool performance rated at 90 psi (620kPa)
air pressure.

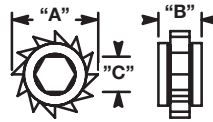
STANDARD EQUIPMENT:
H16, H30: Suspension bail, hex socket
41: Hex socket
60: Hex socket, reaction bar collar
(1/2" hex opening for reaction bar)

SOCKET SELECTION:
See pages 54-56
*WARNING: these terminations are not recommended
for applications over 50 Ft. Lbs. (68 Nm) torque.

Ratchet Wrenches

Hex Socket Selection charts

Standard Length H16, H30, 41 Series (no additional cost)



Termination		12	13	15	16	18	20	25	29	37
"A"		3/4	13/16	15/16	1	1-1/8	1-1/4	1-9/16	1-13/16	2-11/32
"B"		1/2	1/2	9/16	9/16	9/16	9/16	9/16	5/8	5/8
"C"	Hex*	Socket Part Numbers								
1/4"	S.H.	28000	28020	28048	28075					
1/4"	D.H.	28001	28021	28051						
9/32"	S.H.	28012								
5/16"	S.H.	28002	28022	28040	28056		28101	28135		
5/16"	D.H.	28003	28023	28052	28078		28124			30434
11/32"	S.H.	28004	28024		28074	28097	28102			
11/32"	D.H.	28005								
3/8"	S.H.	28006	28026	28041	28057	28094	28160			
3/8"	D.H.	28007	28027	28042	28058		28123	28166		
7/16"	S.H.	28009†	28029	28043	28060	28081	28105	28136	28192	30418
7/16"	D.H.	28010†	28030	28044	28061	28082	28106	28137		30435
1/2"	S.H.		28031†	28046	28063	28083	28108	28139	28170	30423
1/2"	D.H.		28032†	28047	28064	28084	28109	28140		
9/16"	S.H.				28066	28087	28111	28141	28171	30432
9/16"	D.H.				28067	28088	28112	28142	28189	
5/8"	S.H.				28069†	28090	28115	28144	28172	
5/8"	D.H.				28070†	28091	28116	28145	28190	30431
11/16"	S.H.						28118	28146	28173	30433
11/16"	D.H.						28119	28147		
3/4"	S.H.						28121	28148	28174	30429
3/4"	D.H.						28122	28149	28191	
13/16"	S.H.							28150	28175	
13/16"	D.H.							28151		
7/8"	S.H.							28154		30427
7/8"	D.H.							28155		
15/16"	S.H.							28156	28179	30430
15/16"	D.H.								28180	30434
1"	S.H.								28181	30428
1"	D.H.								28182	
1-1/16"	S.H.								28183	30436
1-1/16"	D.H.								28184	
1-1/8"	S.H.								28185	30417
1-1/8"	D.H.								28187	
1-3/16"	S.H.									30425
1-1/4"	S.H.									30419
1-5/16"	S.H.									30426
1-7/16"	S.H.									30420
1-1/2"	S.H.									30421
1-1/2"	D.H.									30437
1-5/8"	S.H.									30422
6 mm	S.H.	28016	28033	28055						
7 mm	S.H.	28017	28034	530440			28126	28163		
8 mm	S.H.	28002	28022	28040	28056					
8 mm	D.H.	28003	28023		28078					
9 mm	S.H.				28071					
9 mm	D.H.		28037							
10 mm	S.H.	28008	28028	28054	28059	28093	28104	28164		
11 mm	S.H.	28009†	28029	28043	28060	28081		28136	530460	
12 mm	S.H.			28045	28062		28107	28138		
13 mm	S.H.		28036	28053	28077	28096	28125	28161	530461	
14 mm	S.H.			530441	28065	28086	28110	28159		
15 mm	S.H.				28068	28089	28113	28143	530462	532431
15 mm	D.H.				28080	28095				
16 mm	S.H.					28099		28167		
17 mm	S.H.					28092	28117	28158	28193	
18 mm	S.H.						28120	28165		30439
19 mm	S.H.						28121	28148	28174	30429
19 mm	D.H.						28122	28149	28191	
21 mm	S.H.							28152		
22 mm	S.H.							28162		
23 mm	S.H.								28178	
24 mm	S.H.							28168		
29 mm	S.H.								28188	

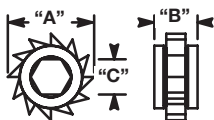
* S.H. = Single Hex; D.H. = Double Hex

† FRAGILE: For light duty operations only.

Ratchet Wrenches

Hex Socket Selection Charts

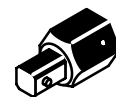
Standard Length 60 Series *(no additional cost)*



Termination		24	32	40	48	56
"A"		1-1/2	2	2-1/2	3	3-1/2
"B"		7/8	7/8	7/8	1	1
"C"	Hex*	Socket Part Numbers				
1/2"	S.H.	29015	29053			29121
1/2"	D.H.	29016				
9/16"	S.H.	29017				
9/16"	D.H.	29018				
5/8"	S.H.	29019	29035			
5/8"	D.H.	29020	29036			
11/16"	S.H.	29021	29037	507159		
11/16"	D.H.		29038			
3/4"	S.H.	29023	29039	507157	29115	523737
3/4"	D.H.	29024	29040			
13/16"	S.H.		29041	29055		
13/16"	D.H.		29042			
7/8"	S.H.		29043	29057		29150
7/8"	D.H.		29044	29058		
15/16"	S.H.		29045	29059	29111	29122
15/16"	D.H.		29046	29060	29112	
1"	S.H.		29047	29061	29116	29147
1"	D.H.		29048	29062		
1-1/16"	S.H.		29049	29063	29114	29146
1-1/16"	D.H.		29050	29064		
1-1/8"	S.H.		29051†	29065	29090	29148
1-1/8"	D.H.		29052†	29066	29091	
1-3/16"	S.H.			29075	29118	29153
1-1/4"	S.H.			29067	29092	29149
1-1/4"	D.H.			29068	29093	
1-5/16"	S.H.			29069	29094	523736
1-5/16"	D.H.			29070	29095	
1-3/8"	S.H.				29117	29145
1-7/16"	S.H.			29071	29096	29123
1-7/16"	D.H.			29072		
1-1/2"	S.H.			29073	29098	29125
1-1/2"	D.H.			29074		
1-9/16"	S.H.					29152
1-5/8"	S.H.				29100	29127
1-5/8"	D.H.				29101	29128
1-11/16"	S.H.					29129
1-11/16"	D.H.				29103	
1-3/4"	S.H.				29108	
1-13/16"	S.H.				29104	29131
1-13/16"	D.H.					29132
1-7/8"	S.H.				29106	29133
1-15/16"	S.H.				29110†	
2"	S.H.					29135
2-1/16"	S.H.					29137
2-1/16"	D.H.					29138
2-3/16"	S.H.					29139
2-1/4"	S.H.					29141
2-3/8"	S.H.					29143†
15 mm	S.H.	29028	507135		507161	
18 mm	S.H.	29027				
21 mm	S.H.	29029	507136			
22 mm	S.H.		507134			
24 mm	S.H.		507132	507160	29119	
26 mm	S.H.		507133	507157		
29 mm	S.H.		507134			
36 mm	S.H.			29079		523738

Power Socket Adapters

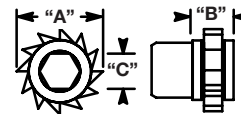
Adapts grooved sockets to square drive. Use with conventional square drive socket. *(additional cost)*



Part Number	Hex Size	Square Drive	Overall Length
A-312	3/8"	3/8"	0.94"
A-314	7/16"	3/8"	0.94"
A-514	7/16"	1/2"	1.09"
A-516	1/2"	1/2"	1.16"
A-518	9/16"	1/2"	1.16"
A-520	5/8"	1/2"	1.13"
A-524	3/4"	1/2"	1.13"

Extended Length H16, H30, 41 Series

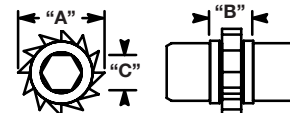
(additional cost)



Termination	12	13	15	16	18	20	25	29
"A"	3/4	13/16	15/16	1	1-1/8	1-1/4	1-9/16	1-13/16
"B"	1/2	1/2	9/16	9/16	9/16	9/16	9/16	5/8
"C"	Hex*	Ext.	Socket Part Numbers					
5/16"	S.H.	1/2"						501060
3/8"	S.H.	1/4"	20966					
3/8"	D.H.	1/4"						28652
7/16"	S.H.	1/4"						28650
7/16"	S.H.	1/2"						501056
1/2"	S.H.	1/4"						28645
1/2"	S.H.	1/2"						501059
1/2"	S.H.	5/8"						501061
1/2"	S.H.	3/4"						501054
9/16"	S.H.	3/8"						501051
9/16"	S.H.	1/2"						501053
9/16"	S.H.	7/8"						28649
5/8"	S.H.	3/8"						28648†
1-3/16"	S.H.	3/4"						501062
13 mm	S.H.	1/2"						501063

Double Extended H16, H30, 41 Series

(additional cost)



Termination	12	13	15	16	18	20	25	29
"A"	3/4	13/16	15/16	1	1-1/8	1-1/4	1-9/16	1-13/16
"B"	1/2	1/2	9/16	9/16	9/16	9/16	9/16	5/8
"C"	Hex*	Ext.	Socket Part Numbers					
5/16"	S.H.	1/4"	10642					
5/16"	D.H.	1/2"						501222
3/8"	S.H.	3/8"						501225
7/16"	S.H.	1/4"						18950
7/16"	S.H.	1/2"						28787
1/2"	D.H.	1/8"						28654
1/2"	S.H.	1/4"						28663 28789
1/2"	S.H.	7/16"						501221
1/2"	D.H.	1/2"						28660
9/16"	S.H.	1/8"						28659
9/16"	D.H.	1/8"						28655
9/16"	S.H.	1/4"						28656
9/16"	D.H.	3/8"						28657
9/16"	S.H.	1/2"						28791 501230
9/16"	D.H.	1/2"						501231
11/16"	S.H.	1/2"						28793
3/4"	D.H.	3/8"						28797†
3/4"	S.H.	3/4"						28661
13 MM	S.H.	1/4"						501229 530024
13 MM	S.H.	3/8"						501226
13 MM	S.H.	1/2"						530741 530028
13 MM	S.H.	3/4"						530742 531201
15 MM	S.H.	1/4"						501227 530025 530002 501232
15 MM	S.H.	3/8"						501228 530001 501233
15 MM	S.H.	1/2"						530026 530003 501234
15 MM	S.H.	3/4"						531200 530004

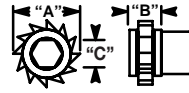
* S.H. = Single Hex; D.H. = Double Hex

† FRAGILE: For light duty operations only.

Ratchet Wrenches

Hex Socket Selection Charts

Extended Length H16, H30, 41 Series *(additional cost)*

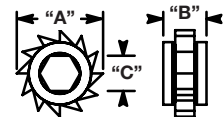


Termination	12	13	15	16	18	20	25	29
"A"	3/4	13/16	15/16	1	1-1/8	1-1/4	1-9/16	1-13/16
"B"	1/2	1/2	9/16	9/16	9/16	9/16	9/16	5/8
"C"	Hex*	Ext.	Socket Part Numbers					
1/4"	S.H.	1/4"	28300					
1/4"	D.H.	3.8"		508406				
1.4"	D.H.	1/2"	28314					
5/16"	S.H.	1/4"	28301	28331		28353		
5/16"	D.H.	1/4"	28316			28387		
5/16"	S.H.	3/8"	28302	28333	28338			
5/16"	D.H.	3/8"		28335	28352			
5/16"	S.H.	1/2"	28320		28350	516546		
5/16"	S.H.	3/4"				28392		
5/16"	S.H.	7/8"	28313					
11/32"	S.H.	1/4"	28303					
11/32"	S.H.	1/2"		28336				
11/32"	S.H.	3/4"	29304					
3/8"	D.H.	1/8"		28347	28384			
3/8"	S.H.	1/4"	28305	29323	28339	28354		
3/8"	D.H.	1/4"	28317			28386		
3/8"	S.H.	3/8"	28306	28324		28385	28407	
3/8"	S.H.	1/2"	28307			28355	28441	
3/8"	D.H.	1/2"	28308					
3/8"	S.H.	5/8"	28319					
3/8"	D.H.	5/8"		28325				
3/8"	S.H.	3/4"	28309			28356	28408	
3/8"	D.H.	3/4"				28389		
3/8"	S.H.	7/8"		28326				
3/8"	S.H.	1"			28340			
3/8"	D.H.	1"			28351			
7/16"	S.H.	1/8"			508399			
7/16"	S.H.	1/4"	28310†	28327	28341	28357		28439
7/16"	D.H.	1/4"		28334	28342	28358		
7/16"	S.H.	3/8"	28311†	28328		28359		28409
7/16"	S.H.	1/2"	28312	28329	28343	28360	28405	28410
7/16"	S.H.	5/8"			28344			
7/16"	D.H.	5/8"			508397			
7/16"	S.H.	3/4"				28361		28411
7/16"	S.H.	7/8"				28362		
7/16"	D.H.	1"			508398			
1/2"	S.H.	1/8"			508400	28363		
1/2"	D.H.	1/8"			508404			
1/2"	S.H.	1/4"			28345	28364	28406	28412
1/2"	D.H.	1/4"			28348	28365		
1/2"	S.H.	3/8"		28330		28366		28413 28465 28469
1/2"	S.H.	1/2"				28367	28402	28414 28478
1/2"	D.H.	1/2"			28349	28368		
1/2"	S.H.	5/8"				28369	28401	28466
1/2"	D.H.	5/8"			28346			28437
1/2"	S.H.	3/4"				28370	28404	28415
1/2"	S.H.	7/8"						28416
1/2"	S.H.	1"				28371		
9/16"	S.H.	1/8"				28372		
9/16"	S.H.	1/4"				28373	28395	28418 28471
9/16"	D.H.	1/4"				28374		
9/16"	S.H.	3/8"				28375†	28396	
9/16"	D.H.	3/8"				28376†	28440	
9/16"	S.H.	1/2"				28377†	28403	28419 28463
9/16"	D.H.	1/2"				28378†		28420 517065
9/16"	S.H.	5/8"				28379†	28397	
9/16"	S.H.	3/4"				28393†		28421 28468
9/16"	D.H.	3/4"						28444 28464
9/16"	S.H.	7/8"				28280†		
9/16"	D.H.	7/8"				516547		
9/16"	S.H.	1"						517061
5/8"	S.H.	1/8"						28422
5/8"	S.H.	1/4"				28381†		28452 28479
5/8"	D.H.	1/4"						28423
5/8"	S.H.	3/8"				28382†		
5/8"	S.H.	1/2"				28388†	28399	28424 28453
5/8"	S.H.	5/8"						28454
5/8"	S.H.	3/4"				28400	28426	28455

Termination	12	13	15	16	18	20	25	29
"A"	3/4	13/16	15/16	1	1-1/8	1-1/4	1-9/16	1-13/16
"B"	1/2	1/2	9/16	9/16	9/16	9/16	9/16	5/8
"C"	Hex*	Ext.	Socket Part Numbers					
5/8"	D.H.	3/4"						28427
5/8"	D.H.	1"						28428
11/16"	S.H.	1/4"						28438
11/16"	D.H.	1/4"						28430
11/16"	S.H.	3/8"						28431 28456
11/16"	S.H.	1/2"						28432 514830
11/16"	S.H.	1"						517062
3/4"	S.H.	1/4"						28433†
3/4"	S.H.	3/8"						28458
3/4"	S.H.	1/2"						28434
3/4"	S.H.	3/4"						28435 28459 28476
3/4"	S.H.	1"						28436 28470
7/8"	S.H.	1/4"						517063
7/8"	D.H.	5/8"						28461
7/8"	S.H.	1"						28462
15/16"	S.H.	1/2"						28474
1"	S.H.	1/2"						28472
1-1/8"	S.H.	1/2"						28477
6 MM	S.H.	1/4"	530453					
6 MM	S.H.	1/2"	28321					
7 MM	S.H.	1/4"	530454					516554
7 MM	S.H.	1/2"	28322					516553
8 MM	S.H.	1/4"	530455					516558
8 MM	S.H.	1/2"	530450					516555
10 MM	S.H.	1/4"	530456					516559
10 MM	S.H.	3/8"		533472				28390
10 MM	S.H.	1/2"	530451		508405			516556
11 MM	S.H.	1/4"	530457					530515
11 MM	S.H.	1/2"	530452					516557
12 MM	S.H.	1.2"						530520
13 MM	S.H.	1/8"						28391
13 MM	S.H.	1/4"		533470				28394
13 MM	S.H.	3/8"						525137
13 MM	S.H.	1/2"		533471				516552
13 MM	S.H.	1"						530519
14 MM	S.H.	1/4"						530516 28449
14 MM	S.H.	1/2"						28417 517070
15 MM	S.H.	1/4"						530517 28450 517067
15 MM	D.H.	1/4"						530518
15 MM	S.H.	3/8"						28451
15 MM	D.H.	3/8"						28630
15 MM	S.H.	1/2"						516551 28447 517066
15 MM	D.H.	1/2"						516550
15 MM	S.H.	3/4"						28446
17 MM	S.H.	1/4"						28448
17 MM	S.H.	3/8"						517068 514831
17 MM	S.H.	1/2"						28429 517060 514829
17 MM	D.H.	1"						28445
18 MM	S.H.	3/4"						543176 17069

Grooved H16, H30, 41 Series

Use with Power Socket Adapters *(additional cost)*



Termination	12	13	15	16	20	25	29
"A"	3/4	13/16	15/16	1	1-1/4	1-9/16	1-13/16
"B"	1/2	1/2	9/16	9/16	9/16	9/16	5/8
"C"	Socket Part Numbers						
1/4"	28741						
5/16"	28740						
3/8"	28739						
7/16"	28742	504772	28745	28750	28751		25737
1/2"			28746	28748	28752	28766	
9/16"					28753	28768	
5/8"					28754		
3/4"					28755	28767	