


# 1" Sq. Dr. Sockets, SAE


## Single Square & Double Square, Standard Length



Part No. Single Square	Part No. Double Square	Square Opening In.	Overall Length (A)	Diameter Nose End (B)	Diameter Drive End (C)	Opening Depth (D)
8624	-	3/4	2 1/8	1 5/8	2	13/16
8632	-	1	2 1/8	2 1/8	2 1/8	13/16
8634	-	1 1/16	2 1/8	2 1/8	2 1/8	13/16
8636	-	1 1/8	2 1/4	2 1/4	2 1/8	15/16
8638	8638-D	1 3/16	2 1/4	2 1/4	2 1/8	15/16
8640	8640-D	1 1/4	2 1/4	2 3/8	2 1/8	15/16
8644	-	1 3/8	2 5/16	2 5/8	2 5/8	1
-	8646-D	1 7/16	2 3/8	2 5/8	2 5/8	1
8648	-	1 1/2	2 3/8	2 3/4	2 5/8	1 1/16
-	8652-D	1 5/8	2 1/2	2 7/8	2 5/8	1 1/16

# 1" Sq. Dr. Sockets, Metric

## 6 Point, Standard Length



Part Number 6 Point	Hex Opening mm	Overall Length (A)	Diameter Nose End (B)	Diameter Drive End (C)	Opening Depth (D)
21mm18	21	54	34.9	50.8	13.5
24mm18	24	54	38.1	50.8	20.6
27mm18	27	54	42.9	50.8	20.6
29mm18	29	54	47.6	50.8	20.6
30mm18	30	54	50.8	50.8	20.6
30mm48*	30	54	44.4	54.0	20.6
32mm18	32	54	54.0	54.0	20.6
34mm18	34	54	54.0	54.0	20.6
36mm18	36	57	57.1	54.0	23.9
41mm18	41	60	63.5	54.0	23.9
42mm18	42	60	63.5	54.0	23.9
46mm18	46	64	69.8	66.7	26.9
50mm18	50	66	76.2	66.7	30.2

\*Thin Wall

# Budd Wheel Sockets

## 13/16" Square & Combo 13/16" Square 1 1/2" Hex



Part Number	Drive	Overall Length In.	Overall Length mm	
BW-8626	1" Square	2 1/8	54	13/16" Square
BW-848	1" Square	3 3/4	95	Combo. 13/16 Square—1 1/2" Hex
BW-848-F	1" Square	3 3/4	95	Combo. 13/16 Square—1 1/2" Hex for mag. wheels

## 6 Point, Long Length



Part Number 6 Point	Hex Opening mm	Overall Length (A)	Diameter Nose End (B)	Diameter Drive End (C)	Opening Depth (D)
24mm38	24	108	38.1	54.0	15.9
27mm38	27	108	41.3	54.0	17.5
28mm38	28	108	44.4	54.0	19.1
33mm38	33	108	54.0	54.0	20.6
36mm38	36	108	54.0	54.0	23.8
37mm38	37	108	57.1	54.0	23.8
46mm38	46	108	69.8	66.7	31.8
50mm38	50	111	73.0	66.7	34.9

# 1" Sq. Dr. Extensions

## 2 13/16" to 15" (71mm to 381mm) Length



Part Number	Male Square In.	Type of Lock	Overall Length In.	Overall Length mm
EX-1001	1	9/32 Drill Hole	2 13/16	71
EX-1001-B	1	Ball	2 13/16	71
EX-1003-4	1	9/32 Drill Hole	4	102
EX-1003-B-4	1	Ball	4	102
EX-1003-6	1	9/32 Drill Hole	6	152
EX-1003-B-6	1	Ball	6	152
EX-1003-8	1	9/32 Drill Hole	8	203
EX-1003-B-8	1	Ball	8	203
EX-1003-10	1	9/32 Drill Hole	10	254
EX-1003-B-10	1	Ball	10	254
EX-1003-12	1	9/32 Drill Hole	12	305
EX-1003-B-12	1	Ball	12	305
EX-1003-15	1	9/32 Drill Hole	15	381
EX-1003-B-15	1	Ball	15	381

• Indicates a commonly requested item that is either in stock or has a max typical leadtime of 4 weeks from the factory. No minimum on these items.

# 1" Sq. Dr. Adapters

## 3/4" to 1 1/2" Male Square



Part Number	Male Square In.	Female Square In.	Type of Lock	Overall Length	
				In.	mm
EX-754•	3/4	1	7/32 Drill Hole	2 13/16	71
EX-754-B	3/4	1	Ball	2 13/16	71
EX-756-4	3/4	1	7/32 Drill Hole	4	102
EX-756-6	3/4	1	7/32 Drill Hole	6	152
EX-756-8	3/4	1	7/32 Drill Hole	8	203
EX-1101	1 1/2	1	3/8 Drill Hole	3 9/16	91

# 1" Sq. Dr. Universal Adapters

## 3/4" to 1" Male Square

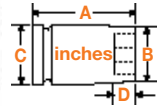


Part Number	Male Sq. In.	Female Sq. In.	Type of Lock	Overall Length		Largest Diameter	
				In.	mm	In.	mm
MF-77B	3/4	1	Ball	4 3/4	121	2	51
MF-82	1	1	9/32 Drill Hole	5	127	2	51
MF-82B	1	1	Ball	5	127	2	51

Universal wrenches must not be used with impact drivers. Maximum operating angle is 30°.

# 1 1/2" Sq. Dr. Sockets, SAE

## 6 Point, Standard Length



Part Number 6 Point	Hex Opening In.	Overall Length (A)	Diameter Nose End (B)	Diameter Drive End (C)	Opening Depth (D)
9172	2 1/4	3 1/4	3 3/8	3 1/4	1 1/2

Additional sizes available upon request.

# 1 1/2" Sq. Dr. Adapters

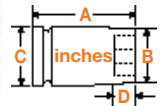
## 1" Male Square



Part Number	Male Square In.	Female Square In.	Type of Lock	Overall Length	
				In.	mm
EX-1005	1	1 1/2	9/32 Drill Hole	3 15/16	100
EX-1005-B	1	1 1/2	Ball	3 15/16	100

# 2 1/2" Sq. Dr. Sockets, SAE

## 6 Point, Standard Length



Part Number 6 Point	Hex Opening In.	Overall Length (A)	Diameter Nose End (B)	Diameter Drive End (C)	Opening Depth (D)
01112	3 1/2	4 3/4	5 1/2	5 1/2	2 1/2

Additional sizes available upon request.

If the tool you need does not appear in this catalog, give us a call. The odds are, we may have what you need as a non-catalog item. If not, our experienced staff of tooling experts can design and manufacture "specials" to meet the needs of your specific application. Give us a call at 1-800-845-5629 or visit our website [www.apex-tools.com](http://www.apex-tools.com).

• Indicates a commonly requested item that is either in stock or has a max typical leadtime of 4 weeks from the factory. No minimum on these items.